



Onsite Oral 5

The Onsite Oral 5 saliva drug screening test is specifically designed to suit **Australian Standard 4760:2006** cut off levels. The ideal test choice when 'current impairment' screening is required.

- EASY-TO USE AND CONVENIENT
- CLEAR, RAPID RESULTS IN MINUTES!
- COST EFFECTIVE TESTING
- NO TOILET FACILITIES REQUIRED
- NO GENDER ISSUES
- TESTS FOR CURRENT IMPAIRMENT!



Order Code (Box of 25): OD-001

ONSITE ORAL 5 TESTS FOR THE FOLLOWING:

- AMP 50 ng/mL** (Amphetamine)
- MET 50 ng/mL** (Methamphetamine)
- COC 50 ng/mL** (Cocaine)
- OPI 50 ng/mL** (Opiates)
- THC (Parent) 25 ng/mL** (Marijuana)
- THC (Metabolites) 12 ng/mL** (Marijuana)

Ease-of-collection

Easy to use, convenient, one step oral saliva test. Simply collect your saliva sample with the test swab, insert the test swab into the test chamber and screw down the lid. The saliva will run up the test strips.



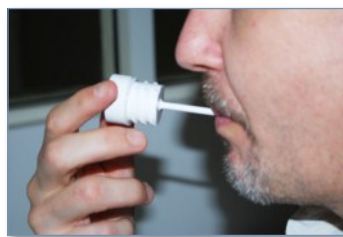
Clear, Rapid Results

After collection remove the privacy strip and read the test result lines. Results are clear and easy to read and appear within 2-3 minutes.

Test Integrity

Integrity of the saliva sample is maintained due to minimal handling and exposure. The saliva sample is observed at all times preventing adulteration by the test subject.

Test control lines confirm the saliva sample has flowed correctly up the test strips and the test is complete.



Comprehensive instructions and procedure cards are included to ensure testing is conducted correctly.

Colour Coded Display

Each drug group is colour coded for ease of recognition.

Result Confirmation

Any presumptive-positive results should be confirmed via LC/MS at a certified NATA laboratory using a second saliva sample.

Quality Controls

Test control lines use colloidal gold technology with superior sensitivity, accuracy and precision. Cross-reactivity is pretested against most drugs and other substances.

Australian Designed



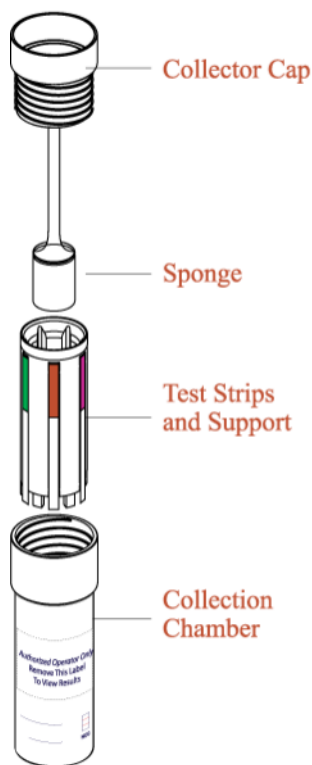
Cut-off levels are set for the Australian market reducing discrepancies between initial onsite testing and laboratory confirmation test results.

Custom Test Kits

Test kits can be custom designed to suit all workplace applications, incorporating up to 12 drugs in one saliva test chamber.

Onsite Oral 5 Test Procedure

Allow the test device to reach room temperature [15-30°C (59-86°F)] prior to testing. Do not place anything in the mouth including food, drink, gum, or tobacco products for at least 10 minutes prior to collection of oral fluid specimen.



1. Bring the pouch to room temperature before opening it. Remove the test from the sealed pouch and use it as soon as possible.
2. Remove the test device from the sealed pouch and screw the Collector Cap counterclockwise to pull out the whole piece of collection stick with Sponge from the Collection Chamber. (Step 1)
3. Insert the sponge end of the collection stick into the mouth. Close mouth and gently chew the sponge for saliva excretion. Soak sponge into saliva in mouth and swab the inside of the mouth and tongue to collect oral fluid for up to 3 minutes until the sponge becomes completely soft and fully saturated with saliva. No hard spots should be felt on the sponge when saturated. (Step 2)
4. Remove the sponge from the mouth. With gentle pressure, place the collection stick with saturated sponge into Collection Chamber. (Step 3)

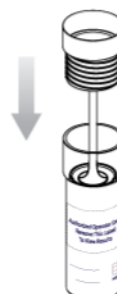
Step 1



Step 2



Step 3



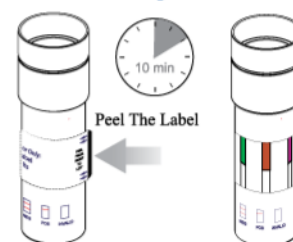
Step 4



5. Screw the Collector Cap clockwise to secure the cap and start the timer. (Step 4)

6. Mark patient ID on the test device. Peel off the label to read test results. Wait for the colour line(s) to appear on the test strips. Read results at 10 minutes. Do not read results after 1 hour. (Step 5)
7. Send a second sample extracted from the collector and placed in a sterilised vial to the laboratory for GC/MS confirmation if necessary.

Step 5



- Negative results—** Indicated by the presence of 2 lines. No matter how dark/light
- Presumptive positive—** only the top 'control' line appears
- Invalid—** the control line fails to appear, usually due to too little oral fluid collected.



Nationally Recognised Certified Drug & Alcohol Screening Officer training is available to ensure onsite drug & alcohol screening personnel are correctly trained to use and administer drug & alcohol test equipment under **Australian Standards 4308:2008, 4760:2006 & AS3547**. This course has been developed to assist our clients in adhering to new legislative changes. Available via classroom and distance learning. For further details please see our training page.